



# EVERGREEN ACADEMY **DANCE- A-THON** 2022

10.14.22

(fundraising window 9.23.22 - 10.14.22)

*Thank you to our Sponsors!*



COMPASS



# GOAL

**As a community, and with the help  
of our sponsors, raise \$10,000.**

## **IF WE REACH (OR EXCEED!) OUR GOAL WE CAN:**

FULLY FUND the proposed OPT Budget for 22/23  
Install a WATER BOTTLE FILLING STATION for students and staff  
Earn an ALL-SCHOOL CELEBRATION PARTY and EXTA-RECESS

### **BONUS!**

Mrs. Morey dancing the Chicken Dance (in full chicken costume) at Launch!

.....

### **WHO**

Evergreen Academy Students & Families!

### **WHAT**

A FUN way to help us achieve our fundraising goals! Students and staff can have family and friends sponsor them with a flat donation or amount/minute danced! We'll end the two-week fundraiser with our 40-minute Dance-a-Thon! All students will receive a Dance-a-Thon t-shirt to wear during the event, provided by our INCREDIBLE sponsors!

### **WHEN**

3 weeks only--9/23-10/14! The actual Dance-a-Thon will be Friday, 10/14. Dance sessions will be broken down by grade level and the schedule will be shared with families in email. Feel free to join your student on campus during their session to cheer them on and maybe...get in on the dancing yourself!

### **WHERE**

**Fundraising** will be done ONLINE through an easy-to-use fundraising program, Booster! The tool also provides easy corporate matching! (See fundraising packet for details!)

The **Dance-a-Thon** will be on campus in the gym!

### **WHY**

The Evergreen Academy Organization of Parents and Teachers ("OPT") is a non-profit organization dedicated to enriching the Evergreen experience for students and families alike. While you might think of events when you think of OPT, the organization is so much more! The OPT hosts assemblies, speakers, parent education opportunities, provides teachers with classroom allowances, a scholarship fund for alumni, and more. The OPT puts every dollar raised back into the students, the families and our staff. Building a stronger Evergreen, together.

To keep the OPT program running and meeting their goal of enriching the experiences of students, family and staff - the program needs to be funded yearly through various fundraising opportunities. This is one of them!

# How to register your student, donate and start fundraising for the Evergreen Academy Dance-a-Thon!

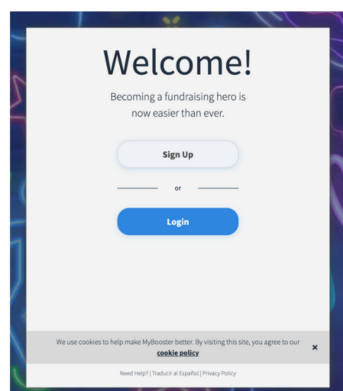


We want to make this *EASY* and *FUN* so we put together a little guide that will take you through the sign-up and donation processes (including corporate matching)! If you have any questions, please email [evergreenopt@outlook.com](mailto:evergreenopt@outlook.com).

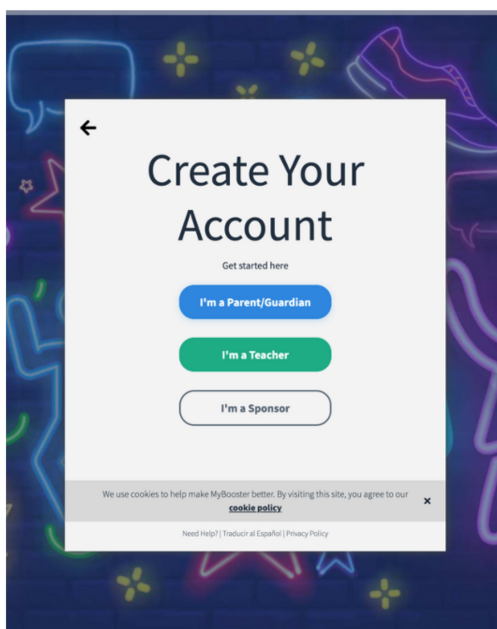
**PRO TIP!** Double your donation with corporate matching! If you work for a company that does corporate matching, please have friends and family members donate directly to you (via Venmo, cash, etc.), and then you can submit the lump sum—with corporate matching to **DOUBLE YOUR DONATION**—directly on the MyBooster portal!

## Now, Let's Get Started!

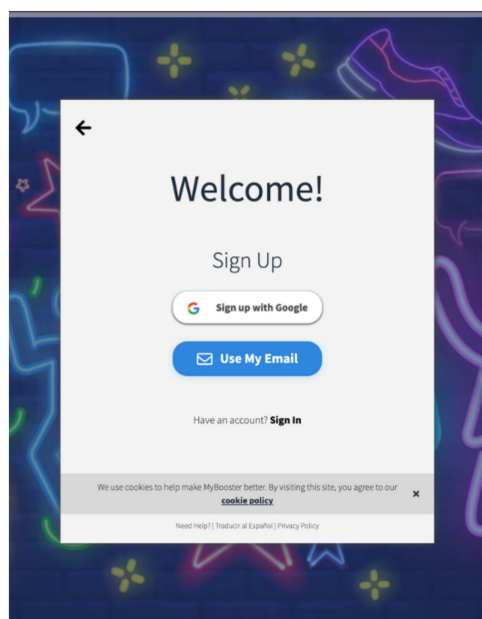
Visit [www.mybooster.com](http://www.mybooster.com)  
or Scan the QR Code Below  
& Click “Sign Up”



Select “I’m a Parent/Guardian”

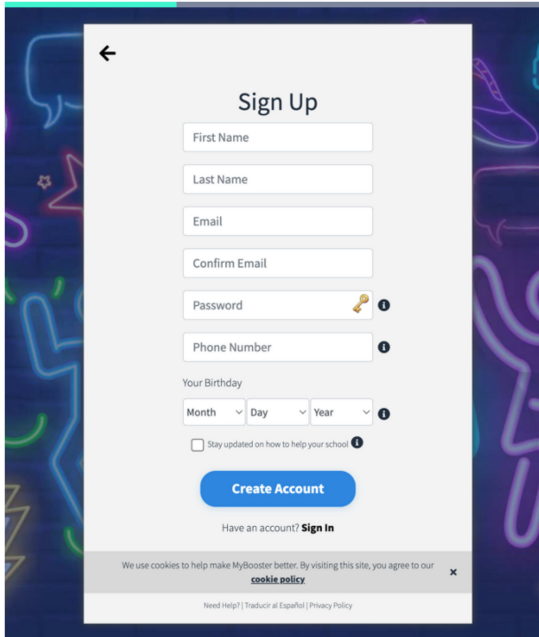


Choose Google or “Use My Email”



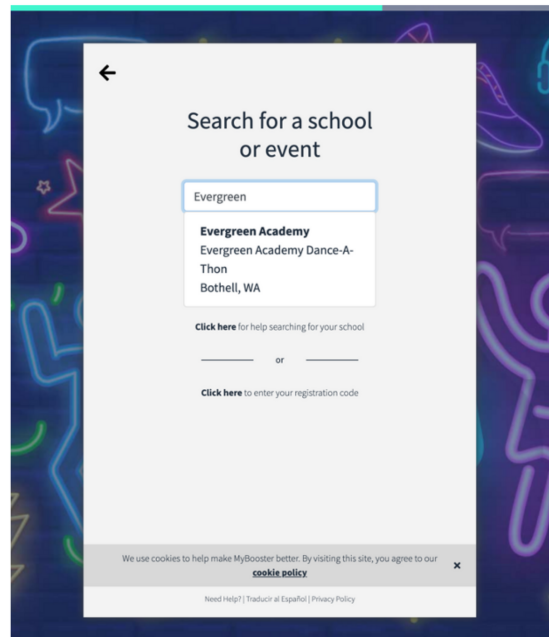
## Fill out the form

Note: This is the PARENT information



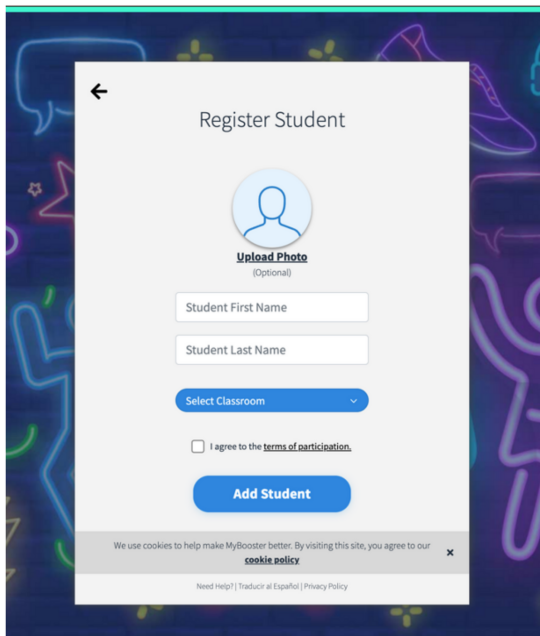
A screenshot of a 'Sign Up' form for parent registration. The form is titled 'Sign Up' and includes fields for First Name, Last Name, Email, Confirm Email, Password, and Phone Number. There is also a section for 'Your Birthday' with dropdown menus for Month, Day, and Year. A checkbox option 'Stay updated on how to help your school' is present. A blue 'Create Account' button is at the bottom. Below the button, it says 'Have an account? Sign in'. At the very bottom, there is a cookie policy notice and links for 'Need Help?', 'Traducir al Español', and 'Privacy Policy'.

## Search for and select, “Evergreen Academy”



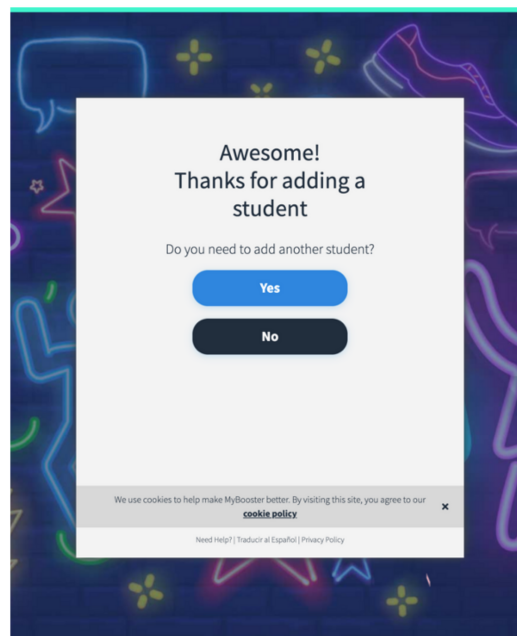
A screenshot of a 'Search for a school or event' form. The search bar contains the text 'Evergreen'. Below the search bar, a dropdown menu shows the results: 'Evergreen Academy', 'Evergreen Academy Dance-A-Thon', and 'Bothell, WA'. Below the dropdown, there are two links: 'Click here for help searching for your school' and 'Click here to enter your registration code'. At the bottom, there is a cookie policy notice and links for 'Need Help?', 'Traducir al Español', and 'Privacy Policy'.

## Register your student



A screenshot of a 'Register Student' form. The form is titled 'Register Student' and includes a profile picture placeholder with the text 'Upload Photo (Optional)'. Below this are fields for 'Student First Name' and 'Student Last Name'. A blue 'Select Classroom' button with a dropdown arrow is present. A checkbox option 'I agree to the terms of participation' is shown. A blue 'Add Student' button is at the bottom. At the very bottom, there is a cookie policy notice and links for 'Need Help?', 'Traducir al Español', and 'Privacy Policy'.

## Select “No” to continue or “Yes” to add another student



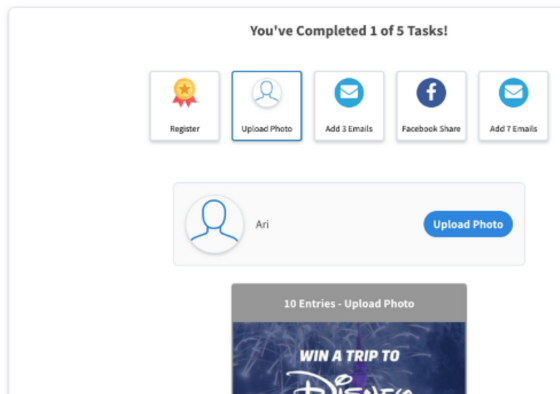
A screenshot of a confirmation screen titled 'Awesome! Thanks for adding a student'. It asks 'Do you need to add another student?' and provides two buttons: a blue 'Yes' button and a dark grey 'No' button. At the bottom, there is a cookie policy notice and links for 'Need Help?', 'Traducir al Español', and 'Privacy Policy'.



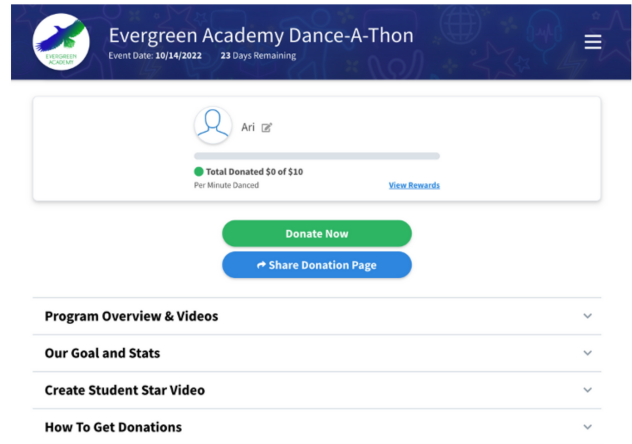
After completing registration, you are taken to your student's Hub.

Here you can easily:

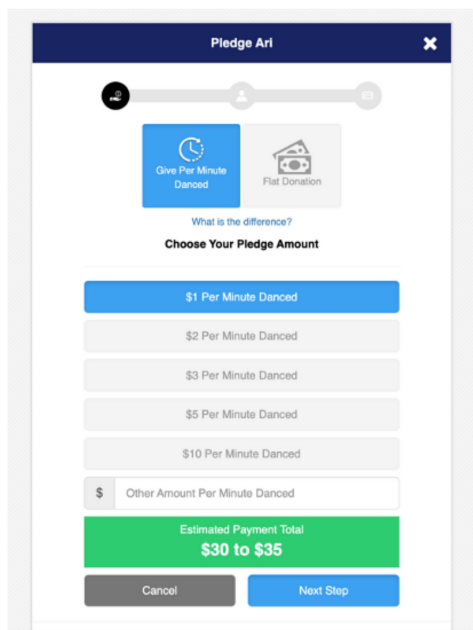
- Track your student's donations
- Donate (with built-in corporate matching!)
- See our goals--\$10,000 and track progress!
- Make a Star Student video
- Quickly email, share on Facebook or use a phone script to collection donations
- And more!



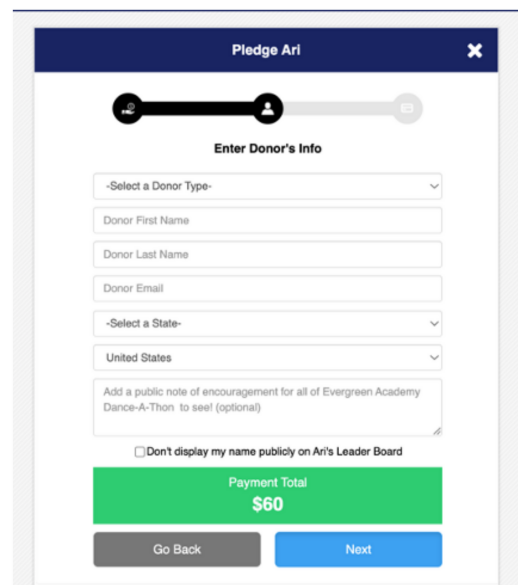
To donate, scroll down and select, "Donate Now"



Choose "Give Per Minute Danced" or "Flat Donation" and your amount. Then, select "Next Step."



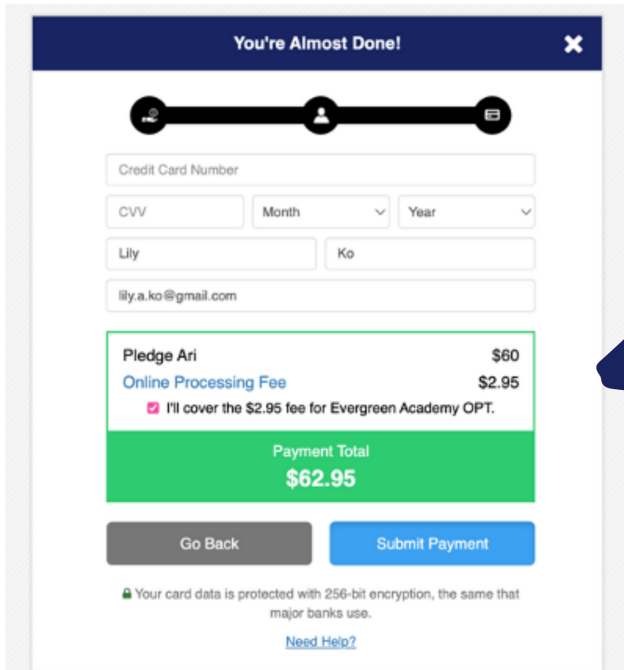
Fill out the form and select "Next"



NOTE: Please see the included "Prize Sheet" for a list of individual incentives. Individual prizes will NOT be handed out in class—they will be *handed out at carline*, and *only a few times* over the fundraising period!

Enter your payment info and select  
“Submit Payment”.

NOTE: If you are doing *CORPORATE MATCHING*  
through the app, that will happen *AFTER* you submit  
your payment!



**You're Almost Done!**

Progress: 1. Profile, 2. Payment, 3. Confirmation

Credit Card Number  
CVV Month Year  
Lily Ko  
lily.a.ko@gmail.com

Pledge Ari	\$60
Online Processing Fee	\$2.95
<input checked="" type="checkbox"/> I'll cover the \$2.95 fee for Evergreen Academy OPT.	
<b>Payment Total</b>	<b>\$62.95</b>

[Go Back](#) [Submit Payment](#)

🔒 Your card data is protected with 256-bit encryption, the same that major banks use.  
[Need Help?](#)

Those donating have the  
option to cover the  
transaction fee each  
donation incurs.

Every dollar we keep is a  
dollar straight to the goal  
of raising \$10,000!

*Thank you to our Sponsors!*



# PERSONAL INCENTIVES

*Prizes are earned cumulatively and will be distributed 3-4 times through the event.  
Distrubution of prizes will be done at the end of the day and go home in carline.  
All prizes are subject to change.*

Flat donations will be calculated out into minutes.


Ex: \$50 flat donation =  $\$50/35\text{min} = \$1.43\text{min}$

Change the  
World Band



Logon Prize

Table Top Soccer



\$1 per minute

Mini Rocket



\$2 per minute

High Elvin' Glider



\$3 per minute

Light Up Football




\$5 per minute

Throwback  
Fanny Pack



\$7 per minute

Rebound Ball



\$10 per minute

Ultimate 4 Square



\$15 per minute

Space Copter



\$20 per minute

Neon Night Board 2



\$30 per minute

Karaoke Party  
Speaker



\$50 per minute

Zoomarang



WEEKEND  
CHALLENGE